



Health Care District

OF PALM BEACH COUNTY

WE CARE FOR ALL

Medicaid Match

Jessica Cafarelli

V.P. and Chief Financial Officer

Medicaid Overview

- What is Medicaid?
 - Medicaid is a joint federal and state program that helps cover medical costs for some people with limited income and resources including low-income families and individuals, including children, parents, pregnant women, seniors and people with disabilities.
- What does Medicaid cover?
 - Federal rules require state Medicaid programs cover certain mandatory services such as hospital care, physician care, lab services, and nursing facility services for eligible participants.
- How does Medicaid financing work?
 - Medicaid financing is shared by states and the federal government with a guarantee to states for federal matching payments with no pre-set limit.

Medicaid- Federal Share

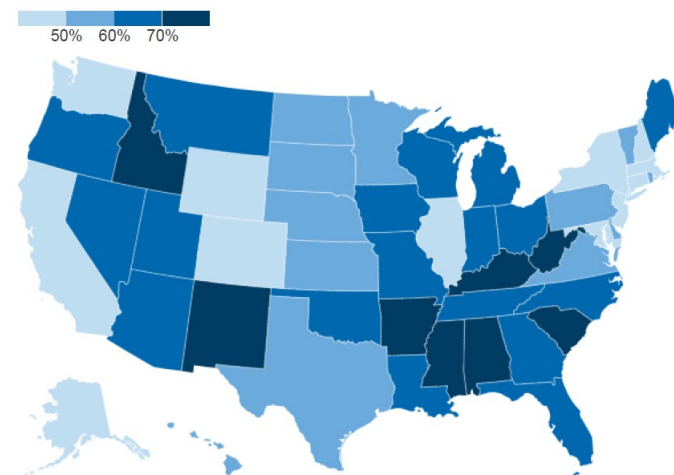
- How is the federal share amount allocated to states?
 - A formula set in statute was designed so that the federal government pays a larger share of program costs in states with lower average per capita income. The results of the formula are known as “FMAP”.
 - FMAP: Federal Medical Assistance Percentage
 - Formula included as a reference slide

Medicaid- Federal Share for Florida

- What is the federal share amount allocated to Florida?
 - The federal share allocated to Florida for FY25 is 57.17%
 - The multiplier represents the leverage of state dollars
 - FY25 multiplier for Florida: 1.33
 - For every \$100 spent by Florida, the federal match is \$133 representing total spend of \$233

Florida FMAP Trend		
	FMAP Percentage	Multiplier
FY21	68.16%	2.14
FY22	67.23%	2.05
FY23	66.25%	1.96
FY24	57.96%	1.38
FY25	57.17%	1.33

States With Lower Per Capita Incomes Have a Higher Federal Matching Rate for Medicaid.

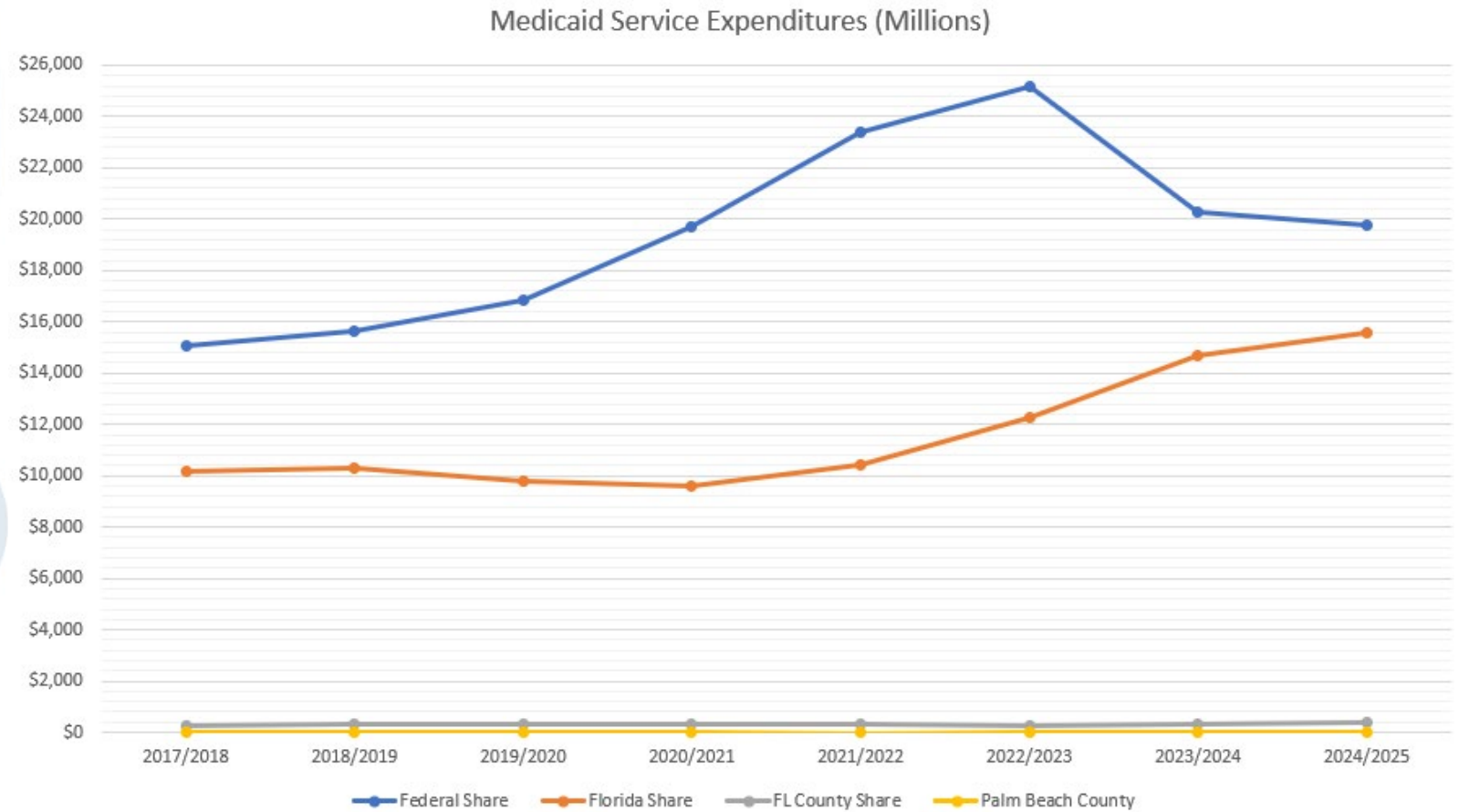




Medicaid- Florida Share

- How does Florida fund their share of the match?
 - Section 409.915 of the State of Florida's Statutes discusses the State's participation in the Medicaid Match program and states that each county will be charged a portion of the State's share of costs.
 - Section 409.915 further states that any county with a special taxing district that will benefit from the medical assistance programs may divide the county's financial responsibility with said district.

Total Florida Medicaid Expense- Trended



Total Florida Medicaid Expense- Trended

Medicaid Services Expenditures (In Millions)									
Fiscal Year	FL Medicaid Spending	Federal Share	Federal %*	Florida Share	FL %	FL County Share	Counties %	Palm Beach County	PBC %
2024/2025	\$ 35,327.0	\$ 19,749.6	55.91%	\$ 15,577.4	44.09%	\$ 367.4	2.36%	\$ 22.2	6.04%
2023/2024	\$ 34,949.2	\$ 20,289.2	58.05%	\$ 14,660.0	41.95%	\$ 311.9	2.13%	\$ 18.4	5.90%
2022/2023	\$ 37,457.8	\$ 25,162.8	67.18%	\$ 12,295.0	32.82%	\$ 285.6	2.32%	\$ 17.1	5.99%
2021/2022	\$ 33,799.4	\$ 23,360.6	69.12%	\$ 10,438.8	30.88%	\$ 291.2	2.79%	\$ 16.8	5.77%
2020/2021	\$ 29,281.4	\$ 19,691.7	67.25%	\$ 9,589.7	32.75%	\$ 306.9	3.20%	\$ 17.3	5.64%
2019/2020	\$ 26,648.0	\$ 16,869.4	63.30%	\$ 9,778.6	36.70%	\$ 302.1	3.09%	\$ 17.2	5.69%
2018/2019	\$ 25,948.6	\$ 15,642.2	60.28%	\$ 10,306.4	39.72%	\$ 298.5	2.90%	\$ 17.2	5.76%
2017/2018	\$ 25,203.7	\$ 15,057.9	59.74%	\$ 10,145.8	40.26%	\$ 287.9	2.84%	\$ 17.1	5.94%
*Federal percentage varies from FMAP due to separate AHCA reconciled expenditures									
County Contributions to Medicaid per s. 409.915, F.S. Archives (state.fl.us)									
Long-TermForecastSummary.pdf (state.fl.us)									

Medicaid- County Share

- How is the County share determined?
 - Total amount of each County's annual contribution equals the contribution from the prior fiscal year adjusted by the percentage change in the state Medicaid expenditures over the past 2 completed state fiscal years as determined by the Social Services Estimating Conference per Section 409.915(2) of the Florida Statutes

Medicaid- County Match Calculation

- How is Palm Beach County's share of Medicaid Match calculated?
- The amount of the Florida county contributions is calculated annually by the Florida Office of Economic and Demographic Research Social Services Estimating Conference.

- The methodology to calculate each Florida county's state fiscal year 24-25 contribution %:

County Prior Year contribution % + [(SFY 22-23 Share % – SFY 21-22 Share %) X PY Contribution %]

5.884% (Palm Beach County's SFY 23-24 share) + [(17.900% - 15.300%) X 5.884%]

5.884% + (2.6% X 5.884%)

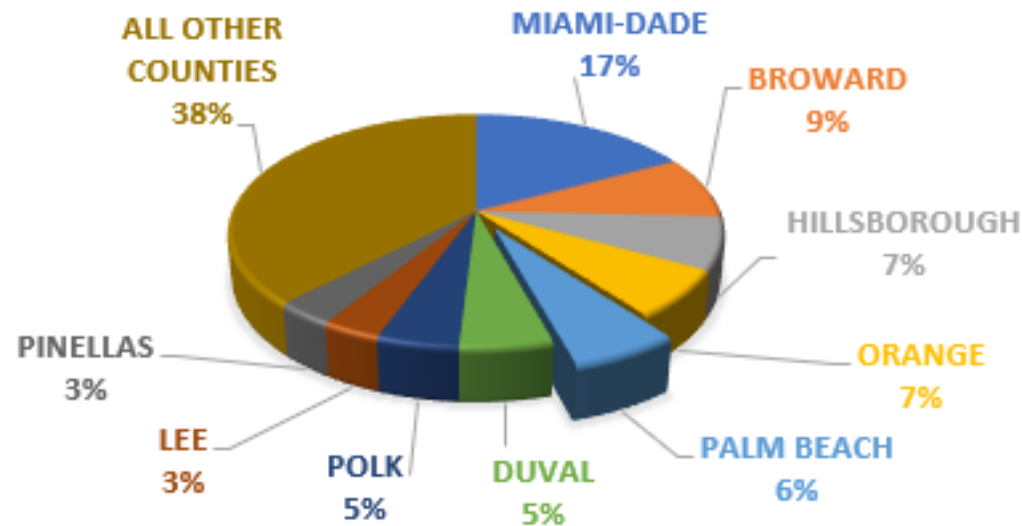
5.884% + .153%

6.037% = Palm Beach County's SFY 24 – 25 Contribution

- State Contribution \$367.4m X 6.037% = approx. \$22,182,000 payable in SFY 24-25

Comparison of PBC to Other Counties

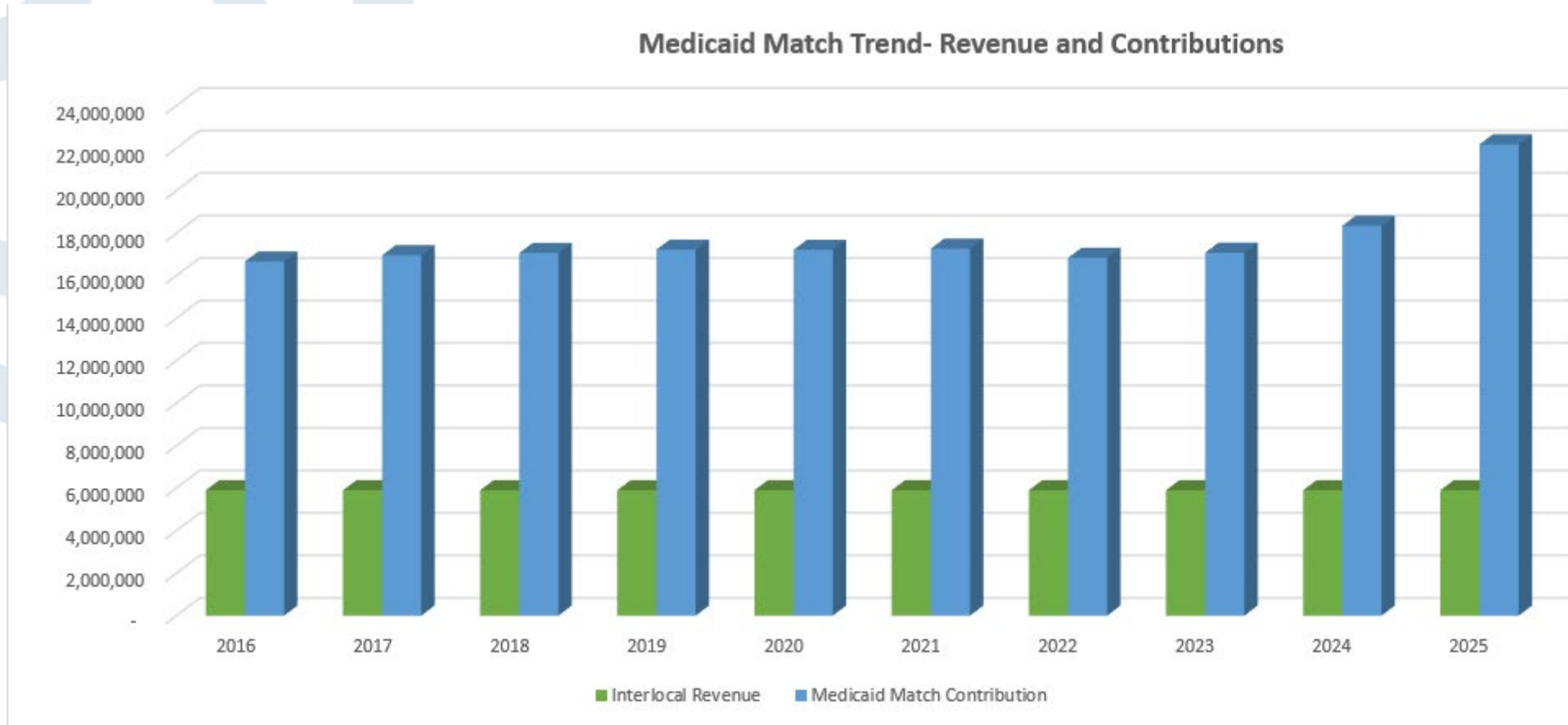
County Share of Medicaid Match Funding
FY24/25



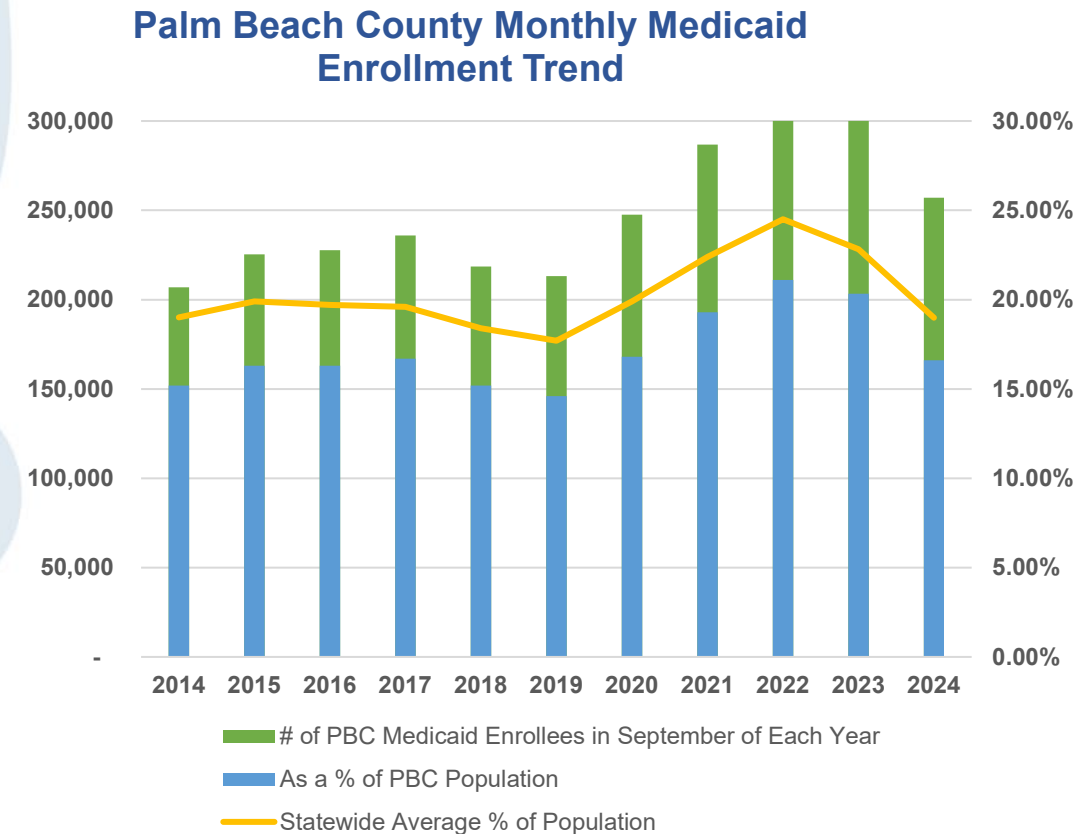
Medicaid- Palm Beach County Share

- How does Palm Beach County fund their share of the match?
 - Based on the State Statutes regarding each county's portion of Medicaid Match funds allowed to be shared with special health taxing districts, Palm Beach County and the Health Care District of Palm Beach County entered into an interlocal agreement on July 11, 1995.
 - The Agreement is in effect for 40 years and set to expire on July 10, 2035.
- The District will pay 100% of the State required Medicaid Match funds owed from Palm Beach County to the State

Palm Beach County Match Trend



Medicaid Enrollees- Palm Beach County Trend



Reference: FMAP Formula

- FMAP: Federal Medical Assistance Percentage
 - $[1-.45] * [3\text{-year average FL per capita personal income squared} / 3\text{-year average US per capita personal income squared}]$
 - Exceptions to FMAP:
 - COVID-19 Public Health Emergency
 - FMAP plus 6.2% through end of public health emergency
 - Phased out over time per quarter end as below:
 - 3/31/23: 6.2%
 - 6/30/23: 5%
 - 9/30/23: 2.5%
 - 12/31/23: 1.5%
 - 1/1/24: no increase to FMAP



Health Care District

OF PALM BEACH COUNTY

WE CARE FOR ALL



Follow Us on Social Media



Health Care District
OF PALM BEACH COUNTY